

# Vanguard PRIMECAP Core Fund

Domestic stock fund

## Fund facts

<b>Risk level</b> Low ← → High					<b>Total net assets</b>	<b>Expense ratio as of 01/31/22</b>	<b>Ticker symbol</b>	<b>Turnover rate</b>	<b>Inception date</b>	<b>Fund number</b>
1	2	3	4	5	\$10,431 MM	0.46%	VPCCX	6.1%	12/09/04	1220

## Investment objective

Vanguard PRIMECAP Core Fund seeks to provide long-term capital appreciation.

## Investment strategy

The fund invests in stocks whose future earnings potential is not considered to be reflected in their current market prices. The fund's portfolio can consist of stocks across the capitalization spectrum.

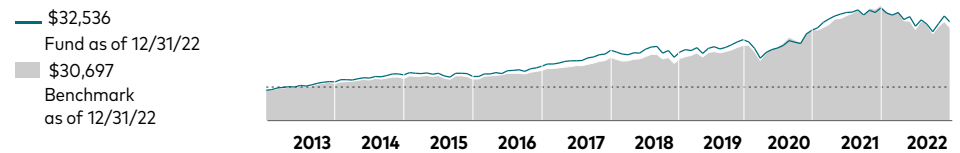
For the most up-to-date fund data, please scan the QR code below.



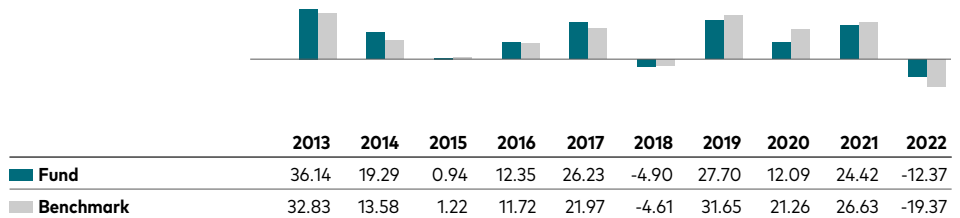
## Benchmark

MSCI US Prime Market 750 Index

## Growth of a \$10,000 investment: January 31, 2013–December 31, 2022



## Annual returns



## Total returns

Periods ended December 31, 2022

	Quarter	Year to date	One year	Three years	Five years	Ten years
<b>Fund</b>	11.25%	-12.37%	-12.37%	6.91%	8.22%	13.18%
<b>Benchmark</b>	7.15%	-19.37%	-19.37%	7.38%	9.23%	12.46%

The performance data shown represent past performance, which is not a guarantee of future results. Investment returns and principal value will fluctuate, so investors' shares, when sold, may be worth more or less than their original cost. Current performance may be lower or higher than the performance data cited. For performance data current to the most recent month-end, visit our website at [vanguard.com/performance](http://vanguard.com/performance). The performance of an index is not an exact representation of any particular investment, as you cannot invest directly in an index.

Figures for periods of less than one year are cumulative returns. All other figures represent average annual returns. Performance figures include the reinvestment of all dividends and any capital gains distributions. All returns are net of expenses.

# Vanguard PRIMECAP Core Fund

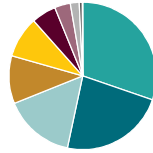
Domestic stock fund

## Ten largest holdings\*

1	Eli Lilly & Co.	
2	AstraZeneca plc	
3	Amgen Inc.	
4	Biogen Inc.	
5	Alphabet Inc.	
6	Microsoft Corp.	
7	Texas Instruments Inc.	
8	KLA Corp.	
9	AECOM	
10	Southwest Airlines Co.	
Top 10 as % of total net assets		32.1%

\* The holdings listed exclude any temporary cash investments and equity index products.

## Sector Diversification



Health Care	30.3%	Energy	3.5
Information Tech	23.1	Materials	1.9
Industrials	15.5	Consumer Staples	0.7
Consumer Discretionary	10.5	Real Estate	0.1
Financials	9.0	Utilities	0.0
Communication Services	5.4	Other	0.0

Sector categories are based on the Global Industry Classification Standard ("GICS"), except for the "Other" category (if applicable), which includes securities that have not been provided a GICS classification as of the effective reporting period.

Connect with Vanguard® • [vanguard.com](https://www.vanguard.com)

### Plain talk about risk

An investment in the fund could lose money over short or even long periods. You should expect the fund's share price and total return to fluctuate within a wide range, like the fluctuations of the overall stock market. The fund's performance could be hurt by:

**Stock market risk:** The chance that stock prices overall will decline. Stock markets tend to move in cycles, with periods of rising stock prices and periods of falling stock prices.

**Asset concentration risk:** The chance that the fund's performance may be hurt disproportionately by the poor performance of relatively few stocks. The fund tends to invest a high percentage of assets in its ten largest holdings.

**Investment style risk:** The chance that returns from large-capitalization stocks will trail returns from the overall stock market. Large-cap stocks tend to go through cycles of doing better—or worse—than other segments of the stock market or the stock market in general. These periods have, in the past, lasted for as long as several years.

**Manager risk:** The chance that poor security selection will cause the fund to underperform relevant benchmarks or other funds with a similar investment objective.

### Note on frequent trading restrictions

Frequent trading policies may apply to those funds offered as investment options within your plan. Please log on to [vanguard.com](https://www.vanguard.com) for your employer plans or contact Participant Services at 800-523-1188 for additional information.

**For more information about Vanguard funds or to obtain a prospectus, see below for which situation is right for you.**

If you receive your retirement plan statement from Vanguard or log on to Vanguard's website to view your plan, visit [vanguard.com](https://www.vanguard.com) or call 800-523-1188.

If you receive your retirement plan statement from a service provider other than Vanguard or log on to a recordkeeper's website that is not Vanguard to view your plan, please call 855-402-2646.

Visit [vanguard.com](https://www.vanguard.com) to obtain a prospectus or, if available, a summary prospectus. Investment objectives, risks, charges, expenses, and other important information about a fund are contained in the prospectus; read and consider it carefully before investing.

**Financial advisor clients: For more information about Vanguard funds, contact your financial advisor to obtain a prospectus.**

Investment Products: Not FDIC Insured • No Bank Guarantee • May Lose Value